



let's get to the basics

Your machine is out of the box and you have plenty of ideas waiting to get out, right? Let's get the basics out of the way. Before you start sewing, you'll have to wind a bobbin and then thread your machine. But don't be intimidated – it's easier than you think with Zest's friendly features. Once you've followed these quick and easy steps, simply select a stitch and you're ready to sew!



the bobbin




- Pull out the handwheel.
- Drawing the thread from the spool, guide it around the bobbin winding thread guide.

1.



- Bring the thread up through the hole in the bobbin. Position the bobbin on the bobbin winder spindle.
- Push the bobbin to the right. Press on the foot control to wind the bobbin.
- Start winding bobbin a few rotations, stop and trim extra thread next to hole on bobbin.

2.




- Continue winding bobbin until full and then stop the machine.
- Return the bobbin winder spindle to its original position, remove the bobbin and cut the thread. Push the handwheel back in.

3.



- Locate the bobbin case by removing the free arm. Pull down the bobbin case cover and remove the bobbin case.

4.



- Insert bobbin in bobbin case, with the thread unwinding clockwise.
- Pull the thread into the bobbin case slot.
- Pull lever to hold bobbin in place.
- Place bobbin case in its original position.

5.

the needle




- Place the thread on the spool pin. Follow the numbered thread path shown on the machine.

1.



- Raise the presser foot. Turn the handwheel counter clockwise to bring the needle up to the highest position. Thread the take-up lever from right to left (step #3 on the machine). Finish threading through the needle bar thread guide.

2.



- Thread the needle from the front to back. Then, pull the loop through and your needle is threaded. Bring up the bobbin thread by holding the needle thread and turning the handwheel counterclockwise. The bobbin thread will loop around the needle thread. Pull the loop through to retrieve the bobbin thread.

3.

baby lock
Be genuine collection