

CLASSES | CLUBS | CALENDARS | EVENTS

JANUARY • FEBRUARY • MARCH • APRIL 2019

Happy
New Year



Cathey's
SEWING & VACUUM

catheys.com

5701 E. Speedway Blvd.
(520) 721-4000
catheysew@catheys.com

8700 N. Oracle Rd.
(520) 797-7177
oracle@catheys.com

18805 I-19 S. Frontage Rd. B103
(520) 300-5002
duval@catheys.com

JAN-APR 2019 CLUBS & CLASSES

SEW WHAT'S NEW Club We have three club classes available for club members - **Creative Club**, **Creative Embroidery Club**, and **Creative Serger Club**. Owners of all brands are welcome to purchase a club membership for \$99.95 which is valid for an 18 month period. During that time the membership also entitles the owner to receive 15% discount on all purchases excluding machines, software, and cabinets. Club members also receive a 25% birthday discount on their birthday. Renew your membership before it expires for only \$79.95. If you are not a Club member the club classes can also be purchased individually for \$25. Expiration dates and discount rates for current club members are, of course, still in effect.

CREATIVE CLUB

Fat Quarter Pop-Up

Instructor: Sharon Lamanda

Make a fun container that pops! Use a fat quarter and sew a container that will hold a specially formed wire that springs back into shape every time! Use it in your sewing room or fold it up and take it to class.



- | | |
|-------------------------|---------------------------------|
| (D) Wed / Jan 16 | 10:00-12:00 or 2:00-4:00 |
| (O) Thu / Feb 28 | 1:00-3:00 or 5:00-7:00 |
| (S) Sat / Mar 16 | 10:00-12:00 or 1:00-3:00 |



Island Breeze Quilted Wall Hanging

Instructor: Colleen Hughes

Feel like you're flying away on a tropical getaway! Create this beautiful design of flying geese, using an easy method for creating multiples. We will use some accessory feet to embellish the project to make it uniquely yours. *This class*

will also be repeated in May and June at both other locations.

- | | |
|-------------------------|------------------------------------|
| (D) Wed / Apr 24 | 10:00-12:00 or 2:00 to 4:00 |
|-------------------------|------------------------------------|

CREATIVE EMBROIDERY CLUB

Free Standing Lace Gift Bags

Instructor: Anna McSherry

Beautiful, colorful, decorative lace bags are fun to embroider and add that extra special touch to many occasions. Various designs can be used for birthdays, weddings, Valentine's Day and other special moments. Having a few of these on hand will keep you prepared and add your own personal touch!



- | | |
|-------------------------|---------------------------------|
| (O) Thu / Jan 24 | 1:00-3:00 or 5:00-7:00 |
| (S) Sat / Feb 23 | 10:00-12:00 or 1:00-3:00 |
| (D) Wed / Mar 13 | 10:00-12:00 or 2:00-4:00 |



Watercolor Wishes – Embroidered Cards

Instructor: Jenna Brannon

Create beautiful greeting cards for many occasions, or even "just because!" These embroidered cards can be customized with the use of watercolor pencils. A quick, easy project that is sure to impress! Minimum 5x7 hoop size is required for this class. *This class will also be repeated in May and June at both other locations.*

- | | |
|-------------------------|-------------------------------|
| (O) Thu / Apr 18 | 1:00-3:00 or 5:00-7:00 |
|-------------------------|-------------------------------|

CREATIVE SERGER CLUB



The Movie Night Bag

Instructor: Paula Zidel

Need a quick and cute bag for a night out to the movies? The Movie Night Bag is perfect! The bag holds essentials such as lip gloss, cell phone, Kleenex, keys, and some mad money. The construction can be done on any 4-thread serger and no specialty feet are required. Spice it up by adding some piping; add a bit of decoration using the Chain and/or Cover Stitch. This bag makes a perfect gift bag too!


- | | |
|-------------------------|---------------------------------|
| (S) Sat / Jan 26 | 10:00-12:00 or 1:00-3:00 |
| (D) Wed / Feb 20 | 10:00-12:00 or 2:00-4:00 |
| (O) Thu / Mar 21 | 1:00-3:00 or 5:00-7:00 |

Quilt "As You Go" Blanket

Instructor: Kathleen Manning

This fun quilt as you go blanket will be your new favorite easy quick gift. This quilting technique using your serger will have you whipping up quilts in no time and it is a great stash buster.

This class will also be repeated in May and June at both other locations.



- | | |
|-------------------------|---------------------------------|
| (S) Sat / Apr 13 | 10:00-12:00 or 1:00-3:00 |
|-------------------------|---------------------------------|

QUILTING CLASSES



Quilting with your Embroidery Machine

Instructor: Katie Templeton

Lecture Demo

We have wonderful embroidery machines that have unexplored capabilities. These sessions will give you ideas on how to quilt in the hoop, and I will demonstrate how to use the machine to finish your quilts with quilting that looks prefect.

- | | |
|-------------------------|------------------|
| (D) Mon / Jan 21 | 1:00-2:00 |
| (D) Wed / Jan 30 | 1:00-2:00 |
| (D) Mon / Feb 18 | 2:00-3:00 |
| (D) Mon / Feb 25 | 2:00-3:00 |

YOUR ATTENTION, PLEASE.

For the consideration of others enrolled in classes and events, we are asking that our customers refrain from the use of electronic cigarettes. THANK YOU.



Sampler Quilt Using Westalee Ruler Foot

Instructor: Rose Skelly (O), Linda Bostwick (S) & (D)
Class Fee (paid to instructor): \$35 per class OR \$30 each for 4 or more classes

This is a series of 7 classes where you will learn to free motion quilt using the Westalee Ruler Foot and the Sampler Templates Set 1. In each class we will work on different blocks and will use the various templates in the Set 1 to create amazingly accurate free motion quilt designs. You will experience how the templates can be used in different ways! All the blocks can then be put together to create a sampler quilt.

(D) Sampler Quilt #1	Mon / Jan 7	10:00-12:30
(D) Sampler Quilt #2	Mon / Jan 21	10:00-12:30
(D) Sampler Quilt #3	Mon / Feb 4	10:00-12:30
(D) Sampler Quilt #4	Mon / Feb 18	10:00-12:30
(D) Sampler Quilt #5	Mon / Mar 4	10:00-12:30
(D) Sampler Quilt #6	Mon / Mar 18	10:00-12:30
(D) Sampler Quilt #7	Mon / Apr 8	10:00-12:30
(S) Sampler Quilt #1	Fri / Jan 11	10:00-12:30
(S) Sampler Quilt #2	Fri / Jan 25	10:00-12:30
(S) Sampler Quilt #3	Fri / Feb 8	10:00-12:30
(S) Sampler Quilt #4	Fri / Feb 15	10:00-12:30
(S) Sampler Quilt #5	Fri / Mar 8	10:00-12:30
(S) Sampler Quilt #6	Fri / Mar 22	10:00-12:30
(S) Sampler Quilt #7	Fri / Apr 12	10:00-12:30

Below are dates for Sampler Quilt class series that are already in progress.

(O) Sampler Quilt #3	Sat / Jan 12	2:00-4:30
(O) Sampler Quilt #4	Sat / Feb 9	2:00-4:30
(O) Sampler Quilt #5	Sat / Mar 2	2:00-4:30
(O) Sampler Quilt #6	Sat / Mar 9	2:00-4:30
(O) Sampler Quilt #7	Sat / Apr 6	2:00-4:30

Quilting 201 & More

Instructor: Colleen Hughes

Class Fee (paid to instructor): \$125

Calling out to all my beginning quilters out there!! Are you ready to take the next step in quilting? We will be learning slightly more difficult blocks. With my help, you will grow to the next level in your quilt making skills. Come and join us for the fun. *Prerequisite Quilting 101 & More.*

(O) Mon / Jan 28; Feb 11, 25; Mar 11, 25	5:00-7:30
---	------------------

Flying Geese & Friends

Instructor: Patsy Heacox

Class Fee: \$35

Do you think that Flying Geese only fly in rows and triangles are just for borders? Many blocks and designs use these versatile units. Learn simple mathematical solutions for Flying Geese four at a time (4 stitching lines) and Multiple Half-sq. Triangles made all at one time – two pieces of fabric! Make any size you want – no special templates.



(D) Mon / Feb 4	11:00-3:00
(D) Mon / Mar 18	11:00-3:00
(D) Sat / Apr 6	11:00-3:00

REMEMBER that the D, S & O used in a Club or class description refers to the location (D) = Duval (S) = Speedway (O) = Oracle



Beginning Paper Piecing

Instructor: Colleen Hughes

Class Fee: \$70

Come join us for fun as you create the beautiful New York Beauty pattern wall hanging. This class is geared to both novices and experienced quilters alike. Learn new techniques such as the intricacies of paper piecing for exact points and curved seams.

(O) **Thu / Mar 7 & 14**

5:00-8:00

Appliqué Poster Quilt


Instructor: Katie Templeton

Class Fee: \$50 for two sessions

Don't have an embroidery machine? That's okay! Come learn how to do machine appliqué with decorative stitches found on most regular sewing machines, fuse the appliqué on a 20 x 24 background you create, and finish the wall hanging quilt. Have fun learning the steps then be able to move on to other projects.

(D) **Sat / Mar 23 & 30**

11:00-2:00



I Love to Free Motion!

Instructor: Rose Skelly

Class Fee (paid to instructor): \$35

Yes, you can learn how to free motion on your sewing machine! You will start by learning basic shapes and practice these shapes in continuous line free motion. Apply what you learn and create your own original quilted

fabric to make into a project of your choice.

(O) **Tue / Apr 16**

9:00-11:30

Westalee Ruler Exploration

Instructor: Rose Skelly

Class Fee (paid to instructor): \$25

Come explore the Westalee Ruler Foot and a various template to create a variety of beautiful quilt designs. Try out different templates and find a new favorite!

(O) **Sat / Apr 20**

2:00-4:00

MACHINE ARTS CLASSES


The Machine Arts classes are taught by individuals who are solely responsible for their content. A class will be cancelled if there are fewer than 3 people enrolled 72 hours before the class is scheduled. Thank you for your cooperation.

Infinity Scarf with Hidden Pocket

Instructor: Sue Ann Obremski

Class Fee: \$35

An Infinity Scarf is always a fun scarf and can do a lot for an outfit. This Infinity scarf has a zipper pocket to put keys, credit cards etc. so you don't have to carry a purse or just for a hide away. But the class is more than going home with a new neat scarf. The class includes zipper techniques so if you have any apprehension of sewing with zippers this class will take that away. You will work with the zippers, different methods of installing zippers and go home with a sample packet. *Skill Level: Beginners and beyond*



(D) **Mon / Jan 14**

9:30-12:00

Machine Guide Classes can be found on the calendars on pages 10-15 and online at catheys.com



Edge-to-Edge Quilting on Your Embroidery Machine

Instructor: Rose Skelly **Class Fee (paid to instructor):** \$40
Quilt your own quilts with this awesome new "Edge to Edge" quilting technique using your embroidery machine! With Easy-Connect Quilting, you will be embroidering / quilting continuous

line motifs across your entire quilt. You will also learn how to better use the precise design positioning or camera feature on your embroidery machine. So fast, so fun, so easy!

(O) **Tue / Jan 22**

5:00-8:00

(D) **Thu / Apr 18**

1:00-4:00

Pfaff Icon and Viking Epic Adventures

Instructor: Rose Skelly **Class Fee (paid to instructor):** \$25

Now that you have taken your user classes on how to operate your Pfaff Creative Icon or Viking Epic machine, let's go on an Iconic and Epic adventure to learn even more about what these amazing machines can do! Let your creativity soar to new levels with all the features and stitches and embroideries these machines have to offer. Bring your machine or observe and try techniques on ours.

(O) **Sat / Jan 26**

2:00-4:00

(O) **Sat / Mar 23**

2:00-4:00



Tuscany Tote

Instructor: Colleen Hughes

Class Fee: \$70

This easy to sew tote has 16 pockets inside & features Nancy's No Sag bottom using fusible interfacing. It's a great project for fat quarters & easy for the beginner or experienced sewer.

(O) **Thu / Feb 7 & 21**

5:00-8:00

Textured Fabric Pillows

Instructor: Sue Hausmann

Class Fee (paid to instructor): \$50

Create a beautiful textured pillow using the incredible Sew Shrink Fabric. You have asked for this class after seeing Sue's textured pillows. In the morning you will prepare and quilt your pillow top fabric with free motion outline, stippling and/or grid quilting. Bring a variety of threads types you would like to work with. Then shrink the fabric for your pillow top. After lunch you will learn three ways to finish your pillow and choose the way to create your decorator pillow. Sue will have tips and techniques to help you every step of the way.

(D) **Mon / Feb 11**

9:30-4:00



Intro to Zentangle®

Instructor: Rose Skelly, CZT

Class Fee (paid to instructor): \$30

What is Zentangle® you ask? It is an amazing drawing method that anyone can do. Yes, anyone! No drawing or artistic experience is necessary! This class will introduce you to drawing Zentangle® patterns and you will create your

own original Zentangle® tile. Come and experience this relaxing, fun, and creative art form. Class fee includes some supplies.

(O) **Tue / Feb 26**

6:00-7:30

ZIA on Your Sewing Machine

Instructor: Rose Skelly, CZT

Class Fee (paid to instructor): \$40

Once you have experienced Zentangle® as a drawing art form, the next step is creating fantastic Zentangle® inspired art (ZIA) on your sewing machine. You will use your sewing machine's straight and decorative stitches to create an amazing work of art! Create something for a quilt, a wall hanging, or whatever you desire. This relaxing method is fun and creative. Class fee includes some supplies. *Prerequisite:* Intro to Zentangle.®

(O) **Tue / Mar 5**

6:00-8:00



More ZIA on Your Sewing Machine

Instructor: Rose Skelly, CZT

Class Fee (paid to instructor): \$30 each

You have had so much creative fun in the Zentangle® inspired art classes that you must come back for more! In this monthly class we will learn a new tangle, revisit some old favorites, and continue using more of your sewing machine's decorative stitches to create amazing one-of-a-kind works of art. Sign up and join in the fun whenever you are able to come! *Prerequisites:* Intro to Zentangle® and ZIA on Your Sewing Machine.

(O) **Tue / Jan 8**

6:00-8:00

(O) **Tue / Feb 5**

6:00-8:00

(O) **Tue / Mar 12**

6:00-8:00

(O) **Tue / Apr 9**

6:00-8:00



Sew Together Bag

Instructor: Karen Coyne

Class Fee (paid to instructor): \$25

The perfect bag for all your sewing tools. Wouldn't it be nice to have everything in one place whether you are sewing at home or going to a class? This bag is made up of 3 zippered pockets and 4 open compartments that will keep everything in its place. Join us for this fun and practical class.

(S) **Wed / Feb 27**

2:00-4:30

Free Standing Lace Birdhouse

Instructor: Katie Templeton

Class Fee: \$45 for two sessions

Using the 5x7, and 4x4 embroidery machine hoops learn to create a beautiful freestanding lace Spring birdhouse that stands 7 inches tall. You will learn the steps to create your unique house, put it together, and add embellishments.

(D) **Wed / Feb 27 & Mar 6**

2:00-5:00



Rock the Block Top

Instructor: Sue Ann Obremski

Class Fee: \$45

Rock the Block is fun, creative and easy. We will start with your master pattern and with SIMPLE techniques create a blocked top without sewing any blocks together. From this technique you will be all set to make more of your own originals. *Skill Level:* Beginners and beyond

(D) **Wed / Mar 20**

9:30-3:30

Make sure to register for clubs, classes, and events!

FUN & FRIENDLY SERVICE!
Our staff strives to exceed your expectations
by making Cathey's a fun place to shop!

Thread Catcher Bag

Instructor: Colleen Hughes

Class Fee: \$30

Are you tired of the constant thread & fabric scraps all over your sewing room floor? If so, you need to come join us to make your very own thread catcher bag. Make it truly yours with fun fabrics or by placing an embroidery design. This is super easy project & will make a beautiful addition to your sewing room.

(O) **Thu / Apr 11**

5:00-7:30



Learn to Sew with your Feet

Instructor: Sue Hausmann

Class Fee (paid to instructor): \$60

You asked for this! There are "sew" many different accessory feet designed to make your sewing faster, easier and more fun. Bring your sewing machine and accessory feet and be prepared to learn to use them. Sue will demonstrate some of her favorite feet and why she likes them and will help you learn about and use any and all accessories you bring and will show you any feet you would like to know more about. Sue will provide fabric and supplies. Take home tips sheets for accessory feet.

(D) **Thu / Apr 25**

9:30-4:00

SEWING CLASSES

Rose's Sewing Classes

Instructor: Rose Skelly

Class Fee (paid to instructor): \$75 for 4 classes (\$25 for 1 class - with available space)

These classes are for anyone who has completed pre-sewing basics or would like to build on existing skills. All skill levels welcome. The format is flexible and geared to each student. Choose to make a garment, home dec item, or quilting project. Serger as well as sewing machine projects are welcome.



(O) **Thu / Jan 3, 10, 17, 24**

9:00-11:00

(O) **Wed / Jan 9, 16, 23; Feb 6**

6:00-8:00

(O) **Thu / Feb 7, 28; Mar 14, 21**

9:00-11:00

(O) **Wed / Feb 20, 27; Mar 6, 13**

6:00-8:00

(O) **Wed / Mar 20, 27; Apr 3, 10**

6:00-8:00

(O) **Thu / Mar 28; Apr 4, 18; May 9**

9:00-11:00

(O) **Wed / Apr 17, 24; May 1, 8**

6:00-8:00

Karen's Sewing Classes

Instructor: Karen Coyne

Class Fee (paid to instructor): \$75 for 4 Sessions (\$25 for 1 class - with available space)

These classes are for anyone who has completed pre-sewing basics or would like to build on existing skills. All skill levels welcome. The format is flexible and geared to each student. Choose to make a garment, home dec item, or quilting project. Serger as well as sewing machine projects are welcome.

(S) **Mon / Jan 21, 28; Feb 4, 11**

4:30-6:30

(S) **Thu / Jan 24, 31; Feb 7, 21**

9:30-11:30

(S) **Mon / Feb 18, 25; Mar 4, 11**

4:30-6:30

(S) **Thu / Feb 28; Mar 7, 14, 21**

9:30-11:30

(S) **Mon / Mar 18, 25; Apr 1, 8**

4:30-6:30

(S) **Thu / Mar 28; Apr 4, 11, 18**

9:30-11:30

(S) **Mon / Apr 15, 22, 29; May 6**

4:30-6:30

(S) **Thu / Apr 25; May 2, 9, 16**

9:30-11:30

REMEMBER that the D, S & O used in a Club or class description refers to the location (D) = Duval (S) = Speedway (O) = Oracle

Lorna's Pre-Sewing Basics

Instructor: Lorna Mitchell

Class Fee: \$35

This is a one-time class to help those who have never sewn or have minimal sewing experience, get started. We will cover the operation of your machine, sewing tools, basic stitches, seams, pattern selection, and fabric. After class the students will have the skills to select fabric and notions for a simple project of their choice to make in the follow-up sewing classes. Register your child ages 8 to 18 and one adult can take the class with him/her for free!

(D) **Wed / Jan 23**

3:00-5:00

Lorna's Sewing Classes

Instructor: Lorna Mitchell

Class Fee: \$75 for 4 classes (\$25 for 1 class - with available space)

All levels of sewing ability are welcome, beginners included. This class has a flexible format and is geared to the individual student. Choose to make a garment, home decor item, or a craft project. Discuss with Lorna ahead of time about project to be made. Register your child ages 8 to 18 and one adult can take the class with him/her for free! *Pre-sew class is a prerequisite for this class.*

(D) **Wed / Jan 30; Feb 6, 13, 20**

3:00-5:00



Fit Nice Perfect Tee Top

Instructor: Sue Ann Obremski

Class Fee: \$70

The Perfect Tee Top that has Fit, Style, and Comfort. We will start by making a top pattern and together we will achieve the comfort in your top you want and tweak your pattern. From this pattern you will be able to create new clothes the easy way and they fit. You will go home with a Master Pattern for you! As well as a Tee Top. There is a

sample is on display at the Duval Store. *Skill Level: Beginners and beyond.*

(D) **Wed / Jan 9**

12:30-5:30

(D) **Wed / Jan 23**

9:30-3:30

(D) **Sat / Feb 23**

9:30-3:30

(D) **Mon / Mar 25**

9:30-3:30

(D) **Mon / Apr 1**


9:30-3:30

Sweater Re-Dux Party

Instructor: Patsy Heacox

Class Fee: \$35

Be a Fashion Star! Liberate your artistic soul in a fun new class. Spark your imagination to enhance your plain sweater. Clever placement of pre-embroidered elements will create beautifully unique garments guaranteed to elicit accolades. Learn to cut, place, and stitch on embroidered elements, so they appear embroidered right on garments.



(D) **Wed / Feb 6**

10:00-2:00

(D) **Mon / Mar 11**

11:00-3:00

(D) **Thu / Apr 4**

11:00-3:00



Yoga Pants Class

Instructor: Rose Skelly

Class Fee (paid to instructor): \$35 / Pattern: \$17

For a day of shopping, relaxing at home, or taking a class at the gym this is the most comfortable pant you will ever wear. It is as easy to sew as it is to wear. You won't be able to make just one pair!

(O) **Tue / Feb 19**

5:00-8:00

UNLIMITED OWNER'S CLASSES!

Owner's classes are included with the purchase of your machine from Cathey's.

Fit Nice Pants

Instructor: Sue Ann Obremski

Class Fee: \$70

The Fit Nice Pants have a comfortable fit. We will make a pair of the basic pants and a pattern for you. As the pants are being constructed, we will tweak the pants and your pattern, so you will have your pattern ready for the next pair. We will also discuss how you can make variations, Sassy Pants, Lady Legs and more. Styles range from comfortable lounge fit to the Sassy Pant. There is a sample on display at the Duval Store. *Skill Level: Advanced Beginners and beyond.*

(D) **Thu / Apr 11**

9:30-3:30

AZ Over the Shoulder Purse

Instructor: Sue Ann Obremski

Class Fee: \$35 / **Kit Fee:** \$10 (*kit fee paid to instructor*)

The AZ Purse is a great over the shoulder lined purse. It is approximately 9" wide by 10" long with a curved front pocket that can hold a cell phone. The pocket is made from Cork fabric, with straps made without any seams along with a fun closure, and accent trim. Can't forget the lining easy technique that holds the lining in place. Once you make one you will want to make more!! There will be other AZ purses at class to get more ideas from. *Skill Level: Advanced Beginners and beyond.*

(D) **Sat / Apr 13**

9:30-12:30



SPECIALTY CLASSES

Computer Class for Embroiderers I

Instructor: Natalie Rodriguez

Class Fee (paid to instructor): \$25

Do you ever dread looking for a design in the sea of files on your computer? Does someone else do all your "computer" work and it's a big mystery to you? In class one, we will learn to create a folder, find files, download and unzip files. Please bring your laptop, power cord and a mouse to class.

(D) **Sat / Jan 12**

9:30-11:30

(S) **Sat / Feb 9**

9:30-11:30

Canvas Workspace for PC

Instructor: Natalie Rodriguez

Class Fee (paid to instructor): \$25

Canvas Workspace is a (new) free PC-based application that gives you the ability to create cut files, easily convert files from .svg to .fcm format, import jpegs for image tracing and transfer cut data wirelessly to all wireless compatible cutting machines. You can also use most installed fonts on your computer. You will be amazed at how easily you are able to work with image files in the software. *Prerequisite:* Please download software from Canvas workspace online.

(D) **Sat / Jan 12**

12:00-2:00

(S) **Sat / Feb 9**

12:00-2:00



ScanNCut Project Cute Frame

Instructor: Dalene Shacklett

Class Fee: \$30

Let's add some fun to our craft room with this ever so cute frame. We will be using our ScanNCut for cutting fabric, paper and felt. Make this for yourself or for a friend. You choose the fabric and colors for a one of a kind design that's all you!

(S) **Wed / Jan 16**

9:30-12:00

ScanNCut Project All about FABRIC

Instructor: Dalene Shacklett

Class Fee: \$25

This is the class that everyone is requesting! You want to cut fabric, you've got it. In this class we will be cutting all types of fabric from cotton to vinyl (the fabric kind).

(D) **Wed / Feb 27**

10:00-12:00



Working with Fonts

Instructor: Natalie Rodriguez

Class Fee (paid to instructor): \$20

Many computer programs use True Type Fonts. With the release of Canvas Workspace for PC you can now use most fonts installed on your computer with the SNC. In this class, we will learn how to search, download, install and uninstall fonts.

(S) **Sat / Mar 2**

12:00-2:00

(D) **Sat / Mar 16**

12:00-2:00

ScanNCut Canvas Enhanced Tracing

Instructor: Natalie Rodriguez

Class Fee (paid to instructor): \$25

Calling all quilters and crafters! If you purchased the ScanNCut upgrade with Enhanced Tracing this class is for you. The class will cover the basics for scanning and tracing using the new enhanced features. No more hassles with duplicate lines!

(S) **Sat / Mar 2**

9:30-11:30

(D) **Sat / Mar 16**

9:30-11:30



Using your Cutting Machine Lecture Demo

Instructor: Jadine Hilt

Class Fee: \$15

Snip Snip no more! This class is all about how to create fun and easy projects using your cutting machines. Learn how to download an embroidery design and convert it to a cut file to cut on the Scan-n-Cut and

how to use cutting dies from your AccuQuilt machine to develop new ways of crafting. No sewing is necessary. This may just be the exact demo you need for expanding your creative repertoire.

(D) **Thu / Apr 18**

10:00-11:00

Greetings to all my sewing and quilting friends at Cathey's!

I am "sew" excited my friend and colleague Nancy Vasilchik will be presenting an all day class at Cathey's Sewing and Vacuum's Duval Store on Saturday, January 19, 2019! I've known Nancy and her husband for over 30 years. They owned a fabulous Quilt Shop and Sewing Machine Store in Florida until retirement. Now like me, Nancy loves sharing the joy of sewing and quilting. Last time Nancy visited us we said "Wouldn't it be great to teach a class for our friends at Cathey's?"...and this time it will happen!

Nancy is an expert at sharing sewing and quilting tips; especially when it comes to making all types of bags. She has taught me so many little things that have made my bags easier and more professional! For example, the "six inch rule"; one of many tips you will learn in her class. She has designed fabrics and purse kits for some of the best-known companies.

Be sure to sign up today – this event will fill fast.
I'm looking forward to seeing you there!

Happy Sewing!

Sue Hausmann



Introducing NEXT LEVEL EMBROIDERY 301

the newest class from Anita's University



Class is Open!

Students receive:

- ✓ **Over 130+** designs on a USB stick to take home!
- ✓ Top-grade educational tutorials printed in full color in a **3-ring binder** — over 150 pages!
- ✓ Take advantage of unique appliqué and embroidery & designs!
- ✓ An opportunity to win prizes, shop our products at great prices, and take advantage of dealer machine specials.

**TO REGISTER CALL OR
STOP BY ANY LOCATION OR
REGISTER ONLINE AT CATHEYS.COM**

Whether you have attended our prior 101 or 201 classes from Anita's University, or if this is your first time joining us, you'll be amazed at the new things that you will learn!

During the 301 class we are going to explore many different embroidery techniques and we'll take a closer look at unique appliqué methods. Thinking outside the hoop, we'll visit dimensional designs through button-up embroidery & our reverse trapunto method. This is only the beginning of the education you'll receive, and we can't even describe how much fun you'll have!

WHEN: **Wed & Thu / Jan 30 & 31** from 9am - 5pm
OR

Fri & Sat / Feb 1 & 2 from 9am - 5pm

WHERE: Sheraton Tucson Hotel & Suites
5151 E. Grant Rd.

COST: \$99 includes continental breakfast,
lunch & refreshments both days



TOTE BAG SECRETS REVEALED!

Do you like to sew tote bags, handbags, purses and more but wonder what type of batting or lining or whether to quilt or not to quilt or how long to make straps and where to put them?

Join Nancy Vasilchik, Designer, Pattern Maker and Teacher as she shares secrets to make fabulous tote bags, handbags and more from her 20 years of experience as quilt shop owner and teacher, designing fabric and kits and creating and teaching thousands of bag types and styles.

Nancy will teach you several different construction techniques, a variety of pocket styles and how to stitch them easily. You will learn to make several types of straps and closures and when and where to use them.

See why battings, fillers, foams, and linings make a difference and how to quilt and embellish to create a one-of-a-kind fabric for your bags.



Nancy loves all things sewing. She describes herself as a "binge" sewer. One month she'll be embroidering like crazy, then making purses, then quilting and the list goes on. Nancy and her husband Paul were quilt shop owners for twenty years in Lake Placid, FL. They now reside in North Carolina where Nancy is a free lance designer. Avlyn launched a line of purse kits Nancy designed. There are countless magazine articles, fifteen embroidery design collections, several books, a lot of quilting, accessory patterns and multi-author book contributions to her credit. She has taught at the International Quilt Market, Husqvarna Viking International Convention, Quick, Quicker, Quickest with Sue Hausmann and local quilt guilds.

WHEN: **Saturday, January 19th** from 10am - 4pm

WHERE: Cathey's Duval Store / 18805 I-19 S. Frontage Rd. B103

COST: \$39 includes lunch & refreshments PLUS Nancy's Tote Bag Secrets Revealed Tips and Technique Booklet and patterns for 3 different bags!

REGISTER: Call or stop by any location to register.



The Valley Quilters Guild & Desert ScrapRats present the
2019 "SPLENDOR IN THE DESERT"

Sat, March 16 - Sun, March 17

7am-6pm Sat • 10am-3pm Sun

Las Campanas Recreation Center
 565 W Belltower Drive
 Green Valley, AZ

Visit vqgaz.com for details



Stop by the Cathey's Booths

April 12-14, 2019

Tucson Convention Center (TCC)

260 South Church Ave

Free TCC Parking!

Fri & Sat - 10am to 6pm • Sun - 10am to 5pm

OESD™ **SUPER SPREE**
 — an Event for —
 Embroidery Enthusiasts

OESD's Super SPREE is a two-day hands-on event for embroidery enthusiasts of all skill levels. Gain embroidery inspiration as you view a large display of beautiful embroidery projects and learn how to choose the right products for most any type of embroidery project.

- Two fun-filled days of projects featuring exciting OESD designs
- Step-by-step handouts for all projects in full color
- Class CD with all class project handouts and designs
- Project Kits for ALL 6 projects
- Trunk show of beautiful embroidery projects
- Door prizes and giveaways
- Goody Bag valued at over \$200 filled with unique sewing & embroidery items
- Exciting product offers available ONLY to attendees


NEW!

WHEN: Fri & Sat, March 29th & 30th from 9am - 3pm
WHERE: Sheraton Tucson Hotel & Suites / 5151 E. Grant Rd.
COST: \$99 includes continental breakfast, lunch, and refreshments both days
REGISTER: Call or stop by any location to register

ROTARY CUTTING SLOWING YOU DOWN?



Learn what the GO! Fabric Cutting System is all about. You'll learn tips and techniques for getting the most use out of your fabric with the AccuQuilt GO! from one of their national educators. See how to use the innovative Qubes and Companions to make 216 different blocks perfectly — and 90% faster, too! You'll also be introduced to how to use strip dies. Managing your stash and scraps is a breeze with dies to cut your own fabric into standard pre-cut sizes quickly and accurately. You'll see firsthand how fast and easy it is to cut detailed shapes for appliqué as well. Whether you have trouble rotary cutting due to physical challenges or you are looking for a better way to cut, this class is for you!



An intermediate presentation full of tips and tricks on how to expand beyond the basics of die cutting. Attendees should have already participated in the Cut Time. Quilt More event. At the end of the presentation, you will be familiar with GO! Qube Companion Sets-Corners and Angles as well as specialty dies to take your quilting to the next level. Insider techniques will be shared along the way!

Join us for these

@accuquilt
better cuts, smaller better quilts

classes at Cathey's!

WHEN: **FRIDAY, MAY 17**
 9-11 am / Cut Time. Quilt More.

1-3pm / Beyond the Basics

SATURDAY, MAY 18
 9-11 am / Cut Time. Quilt More.

WHERE: Cathey's Duval Store
 18805 I-19 S. Frontage Rd. B103

COST: FREE

REGISTER: Call or stop by any location

Embroidery Garden with Reen!



Bee Happy
Hanging Panel



Sewing Tool Caddy
with Pincushion



Cork Cut Bag

Sliverware & Napkin
Holder



Notebook Cover

Tri-fold Wallet

Join us, and Reen Wilcoxson, Embroidery Designer, and Author of Brother's *Embroidery Garden My Design Center Project Book*, for 2 days of hands-on embroidery instruction. Reen will guide you step-by-step through 6 projects from her Embroidery Garden collection. You will learn the latest techniques in embroidery while working on Brother top-of-the-line machines. No matter your skill or experience level, you'll enjoy this fun-filled, 2-day, hands-on embroidery event!

Don't miss this exciting opportunity to spend time embroidering, learning and having fun! You will gain valuable knowledge & experience, & leave inspired with new, unique techniques and projects. It is the perfect time to learn from the owner herself on her unique Embroidery Garden projects! Have fun learning, sharing, and stitching on a state-of-the-art Brother machine provided by Cathey's!

WHEN: Fri & Sat / Apr 26 & 27 from 9am-4pm

WHERE: Radisson Suites Tucson / 6555 E. Speedway Blvd.

COST: Early Bird Special \$149 ends Mar 31st / After Mar 31 - \$199 / includes continental breakfast, lunch & refreshments both days

REGISTER: Call or stop by any location

Dimensional Thread Painting with Joyce Hughes

Join us and Joyce Hughes, award winning thread painter, fiber artist and quilter, for a NEW one-day class! You will start with a beautiful panel to create a piece of art! You will learn the proper steps of Dimensional Thread Painting and find it to be a fun and creative technique. Explore the various thread selection, setting up your machine for stitching techniques with free motion quilting of zig zag and straight stitching, bobbin work and embellishing with netting and crystals. See the fabric come to life as you sew and layer the threads on top of your design. You will use thread as paint – sew with different types of threads and color combinations. Learn how to create interesting texture and dimension to your quilting project. You will leave with a full knowledge of Dimensional Thread Painting and create a one-of-a-kind piece of art!

Techniques Taught: Free Motion Quilting, Dimensional Thread Painting, Overlay Application, Chrystal Embellishment and Bobbin Work and More!



WHEN: Wed, June 5th or Thu, June 6th from 10am - 4:30pm

WHERE: Sheraton Tucson Hotel & Suites / 5151 E. Grant Rd.

COST: \$129 includes lunch, refreshments, and supplies

REGISTER: Call or stop by any location to register

JANUARY 2019 • SPEEDWAY LOCATION

Sunday	Monday	Tuesday	Wednesday	Thursday	Friday	Saturday
		1	2	3	4	5
			Pfaff/Viking Mid Line BASIC 2:00-4:00	Brother/Baby Lock Mid Line BASIC 10:00-12:00	Pfaff/Viking Top Line BASIC 2:00-4:00	Janome Basics 10:00-12:00
6	7	8	9	10	11	12
	Brother/Baby Lock Top Line BASIC 2:00-4:00	Brother/Baby Lock Multi/Single Needle EMB #1 10:00-12:00 Mechanical Machines 10:00-12:00 Premier+ Software #1 1:00-3:00	Pfaff/Viking Mid Line CREATIVE 2:00-4:00	Brother/Baby Lock Mid Line CREATIVE 10:00-12:00	Sampler Quilt #1 10:00-12:30 Pfaff/Viking Top Line CREATIVE 2:00-4:00	Janome Creative 10:00-12:00
13	14	15	16	17	18	19
	Brother/Baby Lock Top Line CREATIVE 2:00-4:00	Brother/Baby Lock Multi/Single Needle EMB #2 10:00-12:00 Premier+ Software #2 1:00-3:00 Singer Basics #1 1:30-4:00	SNC Project 10:00-12:00	Brother/Baby Lock Mid Line EMB 10:00-12:00	Pfaff/Viking Top Line EMB 2:00-4:00	Janome Embroidery 10:00-12:00
20	21	22	23	24	25	26
	Brother/Baby Lock Top Line EMB 2:00-4:00 Karen's Sewing 4:30-6:30	Brother ScanNCut 9:30-11:30 Floriani #1 1:00-3:00 Singer Basics #2 1:30-4:00	Generic Computerized 10:00-12:00	Karen's Sewing 9:30-11:30	Sampler Quilt #2 10:00-12:30 Pfaff/Viking Top Line ADV EMB 2:00-4:00	Singer Club 10:00-12:00/1:00-3:00
27	28	29	30	31	1	2
	Brother/Baby Lock Top Line ADV EMB 2:00-4:00 Karen's Sewing 4:30-6:30	Floriani #2 1:00-3:00	Anita's University		Anita's University	

FEBRUARY 2019 • SPEEDWAY LOCATION

Sunday	Monday	Tuesday	Wednesday	Thursday	Friday	Saturday
			30	31	1	2
			Anita's University		Anita's University	
3	4	5	6	7	8	9
HSQG Quilt Show	Janome BASICS 2:00-4:00 Karen's Sewing 4:30-6:30	Brother/Baby Lock Top Line BASIC 10:00-12:00 Total Quilter #1 10:00-12:00 PE Design #1 1:00-3:00		Karen's Sewing 9:30-11:30 Pfaff/Viking Mid Line BASIC 10:00-12:00	Singer Basics #1 9:30-12:00 Sampler Quilt #3 10:00-12:30	Computer Class for Embroiderers #1 9:30-11:30 Pfaff/Viking Top Line BASIC 10:00-12:00 Canvas Workspace for PC 12:00-2:00
10	11	12	13	14	15	16
	Janome CREATIVE 2:00-4:00 Karen's Sewing 4:30-6:30	Brother/Baby Lock Top Line CREATIVE 10:00-12:00 Total Quilter #2 10:00-12:00 PE Design #2 1:00-3:00	Brother/Baby Lock Mid Line BASIC 2:00-4:00	Pfaff/Viking Mid Line CREATIVE 10:00-12:00	Singer Basics #2 9:30-12:00 Sampler Quilt #4 10:00-12:30	Pfaff/Viking Top Line CREATIVE 10:00-12:00
17	18	19	20	21	22	23
	Janome Embroidery 2:00-4:00 Karen's Sewing 4:30-6:30	Brother/Baby Lock Top Line EMB 10:00-12:00	Brother/Baby Lock Mid Line CREATIVE 2:00-4:00	Karen's Sewing 9:30-11:30	Tucson Quilt Show	
24	25	26	27	28		
Tucson Quilt Show	Mechanical Machines 2:00-4:00 Karen's Sewing 4:30-6:30	Brother/Baby Lock Top Line ADV EMB 10:00-12:00	Brother/Baby Lock Mid Line EMB 2:00-4:00 Sew Together Bag 2:00-4:30	Karen's Sewing 9:30-11:30 Generic Computerized 2:00-4:00		

MARCH 2019 • SPEEDWAY LOCATION

Sunday	Monday	Tuesday	Wednesday	Thursday	Friday	Saturday
					1	2 SNC Enhanced Tracing 9:30-11:30 Pfaff/Viking Top Line EMB 10:00-12:00 Working with Fonts 12:00-2:00
3	4 Karen's Sewing 4:30-6:30	5 Janome BASICS 10:00-12:00 Premier+ Software #1 10:00-12:00 Brother/Baby Lock Multi/ Single Needle EMB #1 1:00-3:00	6 Brother/Baby Lock Top Line BASIC 2:00-4:00	7 Karen's Sewing 9:30-11:30 Brother/Baby Lock Mid Line BASIC 10:00-12:00	8 Sampler Quilt #5 10:00-12:30 Pfaff/Viking Mid Line BASIC 2:00-4:00	9 Pfaff/Viking Top Line ADV EMB 10:00-12:00
				Embellish with Hope Yoder		
10	11 Pfaff/Viking Top Line BASIC 2:00-4:00 Karen's Sewing 4:30-6:30	12 Janome CREATIVE 10:00-12:00 Floriani #1 1:00-3:00	13 Brother ScanNCut 1:00-3:00 Brother/Baby Lock Top Line CREATIVE 2:00-4:00	14 Karen's Sewing 9:30-11:30 Brother/Baby Lock Mid Line CREATIVE 10:00-12:00	15 Pfaff/Viking Mid Line CREATIVE 2:00-4:00	16 Creative Club 10:00-12:00/1:00-3:00 Valley Quilters Guild Quilt Show
17 Valley Quilters Guild Quilt Show	18 Pfaff/Viking Top Line CREATIVE 2:00-4:00 Karen's Sewing 4:30-6:30	19 Janome EMB 10:00-12:00 Premier+ Software #2 10:00-12:00 Brother/Baby Lock Multi/ Single Needle EMB #2 1:00-3:00	20 Brother/Baby Lock Top Line EMB 2:00-4:00	21 Karen's Sewing 9:30-11:30 Brother/Baby Lock Mid Line EMB 10:00-12:00	22 Sampler Quilt #6 10:00-12:30	23 Serger Basics #1 9:30-12:00
24	25 Pfaff/Viking Top Line EMB 2:00-4:00 Karen's Sewing 4:30-6:30	26 Mechanical Machines 10:00-12:00 Floriani #2 1:00-3:00	27 Brother/Baby Lock Top Line ADV EMB 2:00-4:00	28 Karen's Sewing 9:30-11:30	29 Generic Computerized 10:00-12:00	30 Serger Basics #2 9:30-12:00
31					OESD's Super Spree Event	

April 2019 • SPEEDWAY LOCATION

Sunday	Monday	Tuesday	Wednesday	Thursday	Friday	Saturday
	1 Pfaff/Viking Top Line ADV EMB 2:00-4:00 Karen's Sewing 4:30-6:30	2	3 Janome BASICS 2:00-4:00	4 Karen's Sewing 9:30-11:30 Brother/Baby Lock Top Line BASIC 10:00-12:00	5 Brother/Baby Lock Mid Line BASIC 2:00-4:00	6 Generic Computerized 10:00-12:00
7	8 Brother ScanNCut 10:00-12:00 Serger Basics #1 2:00-4:00 Karen's Sewing 4:30-6:30	9 Pfaff/Viking Top Line BASIC 10:00-12:00	10 Janome CREATIVE 2:00-4:00	11 Karen's Sewing 9:30-11:30 Brother/Baby Lock Top Line CREATIVE 10:00-12:00 Floriani #1 1:00-3:00	12 Sampler Quilt #7 10:00-12:30 Brother/Baby Lock Mid Line CREATIVE 2:00-4:00	13 Serger Club 10:00-12:00/1:00-3:00
14 SAHBA Home Show	15 Serger Basics #2 2:00-4:00 Karen's Sewing 4:30-6:30	16 Pfaff/Viking Top Line CREATIVE 10:00-12:00	17 Janome EMB 2:00-4:00	18 Karen's Sewing 9:30-11:30 Brother/Baby Lock Top Line EMB 10:00-12:00	19 Brother/Baby Lock Mid Line EMB 2:00-4:00	20
21	22 Pfaff/Viking Mid Line BASIC 2:00-4:00 Karen's Sewing 4:30-6:30	23 Pfaff/Viking Top Line EMB 10:00-12:00	24 Mechanical Machines 2:00-4:00	25 Karen's Sewing 9:30-11:30 Brother/Baby Lock Top Line ADV EMB 10:00-12:00 Floriani #2 1:00-3:00	26	27
28	29 Pfaff/Viking Mid Line CREATIVE 2:00-4:00 Karen's Sewing 4:30-6:30	30 Pfaff/Viking Top Line ADV EMB 10:00-12:00			Embroidery Garden	

JANUARY 2019 • ORACLE LOCATION

Sunday	Monday	Tuesday	Wednesday	Thursday	Friday	Saturday
		1	2 <i>Mechanical Machines</i> 2:00-4:00 <i>Rose's Sewing</i> 6:00-8:00	3 <i>Rose's Sewing</i> 9:00-11:00 <i>Brother / Baby Lock</i> Mid Line BASIC 2:00-4:00	4 <i>Pfaff / Viking</i> Top Line BASIC 10:00-12:00 <i>Sashiko</i> 2:00-4:00	5 <i>Brother / Baby Lock</i> Top Line BASIC 9:00-11:00
6	7 <i>Pfaff / Viking</i> Mid Line BASIC 2:00-4:00	8 <i>Janome BASIC</i> 2:00-4:00 <i>More ZIA on Your</i> <i>Sewing Machine</i> 6:00-8:00	9 <i>Serger Basics #1</i> 2:00-4:30 <i>Rose's Sewing</i> 6:00-8:00	10 <i>Rose's Sewing</i> 9:00-11:00 <i>Brother / Baby Lock</i> Mid Line CREATIVE 2:00-4:00	11 <i>Pfaff / Viking</i> Top Line CREATIVE 10:00-12:00	12 <i>Brother / Baby Lock</i> Top Line CREATIVE 9:00-11:00 <i>Sampler Quilt #3</i> 2:00-4:30
13	14 <i>Pfaff / Viking</i> Mid Line CREATIVE 2:00-4:00	15 <i>Janome CREATIVE</i> 2:00-4:00	16 <i>Serger Basics #2</i> 2:00-4:30 <i>Rose's Sewing</i> 6:00-8:00	17 <i>Rose's Sewing</i> 9:00-11:00 <i>Brother / Baby Lock</i> Mid Line EMB 2:00-4:00	18 <i>Pfaff / Viking</i> Top Line EMB 10:00-12:00	19 <i>Brother / Baby Lock</i> Top Line EMB 9:00-11:00
20	21 <i>PE Design #1</i> 2:00-4:00	22 <i>Janome EMB</i> 2:00-4:00 <i>Edge to Edge Quilting</i> <i>on Your Embroidery</i> <i>Machine</i> 5:00-8:00	23 <i>Brother ScanNCut</i> 2:00-4:00 <i>Rose's Sewing</i> 6:00-8:00	24 <i>Rose's Sewing</i> 9:00-11:00 <i>Embroidery Club</i> 1:00-3:00/5:00-7:00	25 <i>Pfaff / Viking</i> Top Line ADV EMB 10:00-12:00	26 <i>Brother / Baby Lock</i> Top Line ADV EMB 9:00-11:30 <i>Pfaff Icon / Viking Epic</i> <i>Adventures</i> 2:00-4:00
27	28 <i>PE Design #2</i> 2:00-4:00 <i>Quilting 201 & More</i> 5:00-7:30	29 <i>Generic Computerized</i> 2:00-4:00	30	31	1	2
Anita's University				Anita's University		

FEBRUARY 2019 • ORACLE LOCATION

Sunday	Monday	Tuesday	Wednesday	Thursday	Friday	Saturday
			30	31	1	2 <i>Mechanical Machines</i> 9:00-11:00 <i>HSQG Quilt Show</i>
			Anita's University		Anita's University	
3 <i>HSQG Quilt Show</i>	4 <i>Brother / Baby Lock</i> Top Line BASIC 2:00-4:00	5 <i>Pfaff / Viking</i> Top Line BASIC 2:00-4:00 <i>More ZIA on Your</i> <i>Sewing Machine</i> 6:00-8:00	6 <i>Brother / Baby Lock</i> Mid Line BASIC 2:00-4:00 <i>Rose's Sewing</i> 6:00-8:00	7 <i>Rose's Sewing</i> 9:00-11:00 <i>Tuscany Tote</i> 5:00-8:00	8 <i>Janome BASIC</i> 10:00-12:00 <i>Floriani #1</i> 2:00-4:00	9 <i>Serger Basics #1</i> 9:00-11:30 <i>Sampler Quilt #4</i> 2:00-4:30
10	11 <i>Brother / Baby Lock</i> Top Line CREATIVE 2:00-4:00 <i>Quilting 201 & More</i> 5:00-7:30	12 <i>Pfaff / Viking</i> Top Line CREATIVE 2:00-4:00	13 <i>Brother / Baby Lock</i> Multi/Single Needle EMB #1 10:00-12:00 <i>Brother / Baby Lock</i> Mid Line CREATIVE 2:00-4:00	14 <i>Pfaff / Viking</i> Mid Line BASIC 2:00-4:00	15 <i>Janome CREATIVE</i> 10:00-12:00 <i>Floriani #2</i> 2:00-4:00	16 <i>Serger Basics #2</i> 9:00-11:30
17	18 <i>Brother / Baby Lock</i> Top Line EMB 2:00-4:00	19 <i>Pfaff / Viking</i> Top Line EMB 2:00-4:00 <i>Yoga Pants</i> 5:00-8:00	20 <i>Brother / Baby Lock</i> Mid Line EMB 2:00-4:00 <i>Rose's Sewing</i> 6:00-8:00	21 <i>Pfaff / Viking</i> Mid Line CREATIVE 2:00-4:00 <i>Tuscany Tote</i> 5:00-8:00	22 <i>Generic Computerized</i> 10:00-12:00	23 <i>Tucson Quilt Show</i>
24 <i>Tucson Quilt Show</i>	25 <i>Brother / Baby Lock</i> Top Line ADV EMB 2:00-4:30 <i>Quilting 201 & More</i> 5:00-7:30	26 <i>Premier+2 Software #1</i> 10:00-12:00 <i>Pfaff / Viking</i> Top Line ADV EMB 2:00-4:00 <i>Intro to Zentangle®</i> 6:00-7:30	27 <i>Brother / Baby Lock</i> Multi/Single Needle EMB #2 10:00-12:00 <i>Rose's Sewing</i> 6:00-8:00	28 <i>Rose's Sewing</i> 9:00-11:00 <i>Creative Club</i> 1:00-3:00/5:00-7:00		

MARCH 2019 • ORACLE LOCATION

Sunday	Monday	Tuesday	Wednesday	Thursday	Friday	Saturday
					1 Janome EMB 10:00-12:00	2 Pfaff/Viking Top Line BASIC 9:00-11:00 Sampler Quilt #5 2:00-4:30
3	4 Brother/Baby Lock Mid Line BASIC 2:00-4:00	5 Premier+2 Software #2 10:00-12:00 Mechanical Machines 2:00-4:00 ZIA on Your Sewing Machine 6:00-8:00	6 PE Design #1 2:00-4:00 Rose's Sewing 6:00-8:00	7 Sergers Basics #1 2:00-4:30 Beginning Paper Piecing 5:00-8:00	8 Brother/Baby Lock Top Line BASIC 10:00-12:00	9 Pfaff/Viking Top Line CREATIVE 9:00-11:00 Sampler Quilt #6 2:00-4:30
				Embellish with Hope Yoder		
10	11 Brother/Baby Lock Mid Line CREATIVE 2:00-4:00 Quilting 201 & More 5:00-7:30	12 Pfaff/Viking Mid Line BASIC 2:00-4:00 More ZIA on Your Sewing Machine 6:00-8:00	13 PE Design #2 2:00-4:00 Rose's Sewing 6:00-8:00	14 Rose's Sewing 9:00-11:00 Sergers Basics #2 2:00-4:30 Beginning Paper Piecing 5:00-8:00	15 Brother/Baby Lock Top Line CREATIVE 10:00-12:00	16 Pfaff/Viking Top Line EMB 9:00-11:00 Valley Quilters Guild Quilt Show
17 Valley Quilters Guild Quilt Show	18 Brother/Baby Lock Mid Line EMB 2:00-4:00	19 Pfaff/Viking Mid Line CREATIVE 2:00-4:00	20 Janome BASIC 2:00-4:00 Rose's Sewing 6:00-8:00	21 Rose's Sewing 9:00-11:00 Sergers Club 1:00-3:00/5:00-7:00	22 Brother/Baby Lock Top Line EMB 10:00-12:00	23 Pfaff/Viking Top Line ADV EMB 9:00-11:00 Pfaff Icon/Viking Epic Adventures 2:00-4:00
24	25 Generic Computerized 2:00-4:00 Quilting 201 & More 5:00-7:30	26 Floriani #1 2:00-4:00	27 Janome CREATIVE 2:00-4:00 Rose's Sewing 6:00-8:00	28 Rose's Sewing 9:00-11:00 Brother ScanNCut 2:00-4:00	29 Brother/Baby Lock Top Line ADV EMB 10:00-12:00	30 Brother/Baby Lock Mid Line BASIC 9:00-11:00
31					OESD's Super Spree Event	

April 2019 • ORACLE LOCATION

Sunday	Monday	Tuesday	Wednesday	Thursday	Friday	Saturday
	1 Pfaff/Viking Top Line BASIC 2:00-4:00	2 Floriani #2 2:00-4:00	3 Janome EMB 2:00-4:00 Rose's Sewing 6:00-8:00	4 Rose's Sewing 9:00-11:00 Mechanical Machines 2:00-4:00	5 Sergers Basics #1 10:00-12:30	6 Brother/Baby Lock Mid Line CREATIVE 9:00-11:00 Sampler Quilt #7 2:00-4:30
7	8 Pfaff/Viking Top Line CREATIVE 2:00-4:00	9 Brother/Baby Lock Top Line BASIC 2:00-4:00 More ZIA on Your Sewing Machine 6:00-8:00	10 Pfaff/Viking Mid Line BASIC 2:00-4:00 Rose's Sewing 6:00-8:00	11 Brother/Baby Lock Multi/Single Needle EMB #1 2:00-4:00 Thread Catcher 5:00-7:30	12 Sergers Basics #2 10:00-12:30	13 Brother/Baby Lock Mid Line EMB 9:00-11:00
					SAHBA Home Show	
14 SAHBA Home Show	15 Pfaff/Viking Top Line EMB 2:00-4:00	16 I Love to Free Motion 9:00-11:30 Brother/Baby Lock Top Line CREATIVE 2:00-4:00	17 Pfaff/Viking Mid Line CREATIVE 2:00-4:00 Rose's Sewing 6:00-8:00	18 Rose's Sewing 9:00-11:00 Embroidery Club 1:00-3:00/5:00-7:00	19 Generic Computerized 10:00-12:00	20 Janome BASIC 9:00-11:00 Westalee Ruler Exploration 2:00-4:00
21	22 Premier+2 Software #1 10:00-12:00 Pfaff/Viking Top Line ADV EMB 2:00-4:00	23 Brother/Baby Lock Top Line EMB 2:00-4:00	24 Brother ScanNCut 2:00-4:00 Rose's Sewing 6:00-8:00	25 Brother/Baby Lock Multi/Single Needle EMB #2 10:00-12:00	26	27 Janome CREATIVE 9:00-11:00
					Embroidery Garden	
28	29 Premier+2 Software #2 10:00-12:00	30 Brother/Baby Lock Top Line ADV EMB 2:00-4:30				

JANUARY 2019 • DUVAL LOCATION

Sunday	Monday	Tuesday	Wednesday	Thursday	Friday	Saturday
		1	2 <i>PE Design #1</i> 10:00-12:00 <i>Floriani #1</i> 1:00-3:00	3 <i>Brother ScanNCut</i> 9:30-11:30 <i>Janome BASICS</i> 10:00-12:00 <i>Bernina Mid Line BASICS</i> 2:00-4:00	4 <i>Pfaff/Viking Mid Line BASIC</i> 10:00-12:00 <i>Pfaff/Viking Top Line BASIC</i> 2:00-4:00	5
6	7 <i>Sampler Quilt #1</i> 10:00-12:30 <i>Brother/Baby Lock Multi/Single Needle EMB #1</i> 1:00-3:00	8 <i>Brother/Baby Lock Mid Line BASIC</i> 10:00-12:00 <i>Brother/Baby Lock Top Line BASIC</i> 2:00-4:00	9 <i>PE Design #2</i> 10:00-12:00 <i>Fit Nice Tee Top</i> 12:00-5:30 <i>Floriani #2</i> 1:00-3:00	10 <i>Janome CREATIVE</i> 10:00-12:00 <i>Bernina Mid Line CREATIVE</i> 2:00-4:00	11 <i>Pfaff/Viking Mid Line CREATIVE</i> 10:00-12:00 <i>Pfaff/Viking Top Line CREATIVE</i> 2:00-4:00	12 <i>Computer Class for Embroiderers I</i> 9:30-11:30 <i>Generic Computerized</i> 10:00-12:00 <i>Canvas Workspace for PC</i> 12:00-2:00
13	14 <i>Infinity Scarf</i> 9:30-12:00	15 <i>Brother/Baby Lock Mid Line CREATIVE</i> 10:00-12:00 <i>Brother/Baby Lock Top Line CREATIVE</i> 2:00-4:00	16 <i>Creative Club</i> 10:00-12:00/2:00-4:00	17 <i>Janome EMB</i> 10:00-12:00 <i>Bernina Mid Line EMB</i> 2:00-4:00	18 <i>Bernina Top Line BASICS</i> 10:00-12:00 <i>Pfaff/Viking Top Line EMB</i> 2:00-4:00	19 Tote Bag Secrets Revealed
20	21 <i>Sampler Quilt #2</i> 10:00-12:30 <i>Brother/Baby Lock Multi/Single Needle EMB #2</i> 1:00-3:00 <i>Quilting with Your Embroidery Machine</i> 1:00-2:00	22 <i>Brother/Baby Lock Mid Line EMB</i> 10:00-12:00 <i>Brother/Baby Lock Top Line EMB</i> 2:00-4:00	23 <i>Fit Nice Tee Top</i> 9:30-3:30 <i>Lorna's Pre Sew</i> 3:00-5:00	24 <i>Serger Basics #1</i> 9:30-12:00 <i>Mechanical Machines</i> 3:00-5:00	25 <i>Bernina Top Line CREATIVE</i> 10:00-12:00 <i>Pfaff/Viking Top Line ADV EMB</i> 2:00-4:00	26
27	28	29 <i>Brother/Baby Lock Top Line ADV EMB</i> 2:00-4:00	30 <i>Quilting with Your Embroidery Machine</i> 1:00-2:00 <i>Lorna's Sewing</i> 3:00-5:00	31 <i>Serger Basics #2</i> 9:30-12:00	1	2
Anita's University				Anita's University		

FEBRUARY 2019 • DUVAL LOCATION

Sunday	Monday	Tuesday	Wednesday	Thursday	Friday	Saturday
			30	31	1 <i>Janome Basics</i> 10:00-12:00 <i>Bernina Top Line EMB</i> 10:00-12:00	2 <i>Bernina Top Line BASICS</i> 1:00-3:00 HSQG Quilt Show
			Anita's University		Anita's University	
3 HSQG Quilt Show	4 <i>Sampler Quilt #3</i> 10:00-12:30 <i>Flying Geese and Friends</i> 11:00-3:00	5 <i>Generic Computerized</i> 10:00-12:00 <i>Mechanical Machines</i> 2:00-4:00	6 <i>Brother ScanNCut</i> 10:00-12:00 <i>Sweater Redux Party</i> 10:00-2:00 <i>Lorna's Sewing</i> 3:00-5:00	7 <i>Brother/Baby Lock Mid Line BASIC</i> 10:00-12:00 <i>Brother/Baby Lock Top Line BASIC</i> 2:00-4:00	8 <i>Janome Creative</i> 10:00-12:00 <i>Bernina Mid Line BASICS</i> 2:00-4:00	9 <i>Serger Basics #1</i> 9:30-12:00 <i>Bernina Top Line CREATIVE</i> 1:00-3:00
10	11 <i>Textured Fabric Pillows</i> 9:30-4:00	12 <i>Pfaff/Viking Top Line BASIC</i> 10:00-12:00 <i>Pfaff/Viking Mid Line BASIC</i> 2:00-4:00	13 <i>Lorna's Sewing</i> 3:00-5:00	14 <i>Brother/Baby Lock Mid Line CREATIVE</i> 10:00-12:00 <i>Brother/Baby Lock Top Line CREATIVE</i> 2:00-4:00	15 <i>Janome EMB</i> 10:00-12:00 <i>Bernina Mid Line CREATIVE</i> 2:00-4:00	16 <i>Serger Basics #2</i> 9:30-12:00 <i>Bernina Top Line EMB</i> 1:00-3:00
17	18 <i>Sampler Quilt #4</i> 10:00-12:30 <i>Quilting with Your Embroidery Machine</i> 2:00-3:00	19 <i>Pfaff/Viking Top Line CREATIVE</i> 10:00-12:00 <i>Pfaff/Viking Mid Line CREATIVE</i> 2:00-4:00	20 <i>Serger Club</i> 10:00-12:00/2:00-4:00 <i>Lorna's Sewing</i> 3:00-5:00	21 <i>Brother/Baby Lock Mid Line EMB</i> 10:00-12:00 <i>Brother/Baby Lock Top Line EMB</i> 2:00-4:00	22 <i>Bernina Mid Line EMB</i> 2:00-4:00	23 <i>Fit Nice Tee Top</i> 9:30-3:30
24 Tucson Quilt Show	25 <i>Rock the Block Tee</i> 9:30-3:30 <i>Quilting with Your Embroidery Machine</i> 2:00-3:00	26 <i>Pfaff/Viking Top Line EMB</i> 10:00-12:00	27 <i>SNC Project</i> 10:00-12:00 <i>Free Standing Lace Birdhouse</i> 2:00-5:00	28 <i>Brother/Baby Lock Top Line ADV EMB</i> 2:00-4:00	Tucson Quilt Show	

MARCH 2019 • DUVAL LOCATION

Sunday	Monday	Tuesday	Wednesday	Thursday	Friday	Saturday
					1 Brother / Baby Lock Top Line BASIC 10:00-12:00 Brother / Baby Lock Mid Line BASIC 2:00-4:00	2
3	4 PE Design #1 1:00-3:00 Sampler Quilt #5 10:00-12:30	5 Pfaff / Viking Top Line ADV EMB 10:00-12:00	6 Brother / Baby Lock Multi/Single Needle EMB #1 10:00-12:00 Floriani #1 10:00-12:00 Free Standing Lace Birdhouse 2:00-5:00	7 Pfaff / Viking Top Line BASIC 10:00-12:00 Pfaff / Viking Mid Line BASIC 2:00-4:00	8 Brother / Baby Lock Top Line CREATIVE 10:00-12:00 Brother / Baby Lock Mid Line CREATIVE 2:00-4:00	9 Quilt with your Embroidery Machine 10:00-12:30
				Embellish with Hope Yoder		
10	11 Sweater Redux Party 11:00-3:00	12 Janome BASICS 10:00-12:00 Bernina Top Line BASICS 2:00-4:00	13 Embroidery Club 10:00-12:00/2:00-4:00	14 Pfaff / Viking Top Line CREATIVE 10:00-12:00 Bernina Mid Line BASICS 2:00-4:00 Pfaff / Viking Mid Line CREATIVE 2:00-4:00	15 Brother / Baby Lock Top Line EMB 10:00-12:00 Brother / Baby Lock Mid Line EMB 2:00-4:00	16 Enhanced Image Tracing 9:30-11:30 Working with Fonts 12:00-2:00 Valley Quilters Guild Quilt Show
17 Valley Quilters Guild Quilt Show	18 Sampler Quilt #6 10:00-12:30 Flying Geese and Friends 11:00-3:00 PE Design #2 1:00-3:00	19 Janome CREATIVE 10:00-12:00 Bernina Top Line CREATIVE 2:00-4:00	20 Rock the Block Top 9:30-3:30 Brother / Baby Lock Multi/Single Needle EMB #2 10:00-12:00	21 Pfaff / Viking Top Line EMB 10:00-12:00 Bernina Mid Line CREATIVE 2:00-4:00	22 Brother / Baby Lock Top Line ADV EMB 10:00-12:00 Serge Basics #1 2:00-4:30	23 Appliqué Poster Quilt 11:00-2:00
24	25 Fit Nice Tee Top 9:30-3:30	26 Janome EMB 10:00-12:00 Bernina Top Line EMB 2:00-4:00	27 Floriani #2 10:00-12:00 Generic Computerized 10:00-12:00 Mechanical Machines 2:00-4:00	28 Pfaff / Viking Top Line ADV EMB 10:00-12:00 Bernina Mid Line EMB 2:00-4:00	29 Serge Basics #2 2:00-4:30	30 Appliqué Poster Quilt 11:00-2:00
31					OESD's Super Spree Event	

April 2019 • DUVAL LOCATION

Sunday	Monday	Tuesday	Wednesday	Thursday	Friday	Saturday
	1 Fit Nice Tee Top 9:30-3:30	2 Pfaff / Viking Mid Line BASIC 10:00-12:00 Pfaff / Viking Top Line BASIC 2:00-4:00	3 Janome BASICS 10:00-12:00 Bernina Mid Line BASICS 2:00-4:00	4 Sweater Redux Party 11:00-3:00	5 Brother / Baby Lock Mid Line BASIC 10:00-12:00 Brother / Baby Lock Top Line BASIC 2:00-4:00	6 Flying Geese and Friends 11:00-3:00
7	8 Sampler Quilt #7 10:00-12:30 Bernina Top Line BASICS 2:00-4:00	9 Pfaff / Viking Mid Line CREATIVE 10:00-12:00 Pfaff / Viking Top Line CREATIVE 2:00-4:00	10 Janome Creative 10:00-12:00 Bernina Mid Line CREATIVE 2:00-4:00	11 Fit Nice Pants 9:30-3:30	12 Brother / Baby Lock Mid Line CREATIVE 10:00-12:00 Brother / Baby Lock Top Line CREATIVE 2:00-4:00	13 AZ Purse 9:30-12:30
					SAHBA Home Show	
14 SAHBA Home Show	15 Serge Basics #1 9:30-12:00 Bernina Top Line CREATIVE 2:00-4:00	16 Mechanical Machines 10:00-12:00 Pfaff / Viking Top Line EMB 2:00-4:00	17 Janome EMB 10:00-12:00 Bernina Mid Line EMB 2:00-4:00	18 Using your Cutting Machine Demo 10:00-11:00 Edge-to-Edge Quilting on Your Embroidery Machine 1:00-4:00	19 Brother / Baby Lock Mid Line EMB 10:00-12:00 Brother / Baby Lock Top Line EMB 2:00-4:00	20
21	22 Serge Basics #2 9:30-12:00 Bernina Top Line EMB 2:00-4:00	23 Generic Computerized 10:00-12:00 Pfaff / Viking Top Line ADV EMB 2:00-4:00	24 Creative Club 10:00-12:00/2:00-4:00	25 Learn to Sew with your Feet 9:30-4:00	26 Brother / Baby Lock Top Line ADV EMB 2:00-4:00	27
					Embroidery Garden	
28	29	30				



Embellish™ and Hope Yoder Introduce

Embellish™ Stow, Go, Sew!

**3 DAY
EVENT**

*Be sure not to miss learning
with Hope Yoder herself!*

Quilting, sewing, embroidery, and digital cutting all come together in this amazing event! Join in on crazy quilting, and make new friends along the way! Learn the stabilizer secrets to success, as well as the latest trends and technology that will bring your projects to life! **EVERYTHING** will be provided for the event, from machines and thread to food and fun!



Learn More, Make More!

- Chenille Appliqué
- Crazy Quilting
- Puff Foam Lettering
- 3D Embroidered Flowers
- Wing Needle Decorative Sewing

**Everyone leaves
with FINISHED
projects!**

*Regardless of what kind
of machine or software
you use at home,
all are welcome!*

WHEN: Thursday - Saturday / March 7-9 from 9am-5pm
WHERE: Sheraton Tucson Hotel & Suites / 5151 E. Grant Rd.
COST: \$199.99 includes continental breakfast,
lunch & refreshments all three days!
TO REGISTER CALL OR STOP BY ANY LOCATION



RK
RNK DISTRIBUTING

www.RNK-Embellish.com